



Fisher Scientific

Plastic Laminate

*Laboratory Furniture
& Equipment*



Fisher Hamilton®



Cost-effective quality with distinctive styling and color.

Plastic Laminate laboratory furniture by Fisher Hamilton is the logical choice for applications where style, color and economy are important considerations. Fisher Hamilton's flush overlay design, combined with literally hundreds of color choices and an array of styling options enable you to create a sleek, contemporary lab environment at a fraction of the cost of other casework options. As with all Fisher Hamilton products, our Plastic Laminate line is constructed of only the finest materials with quality workmanship and attention to detail.



**Industry's Safest
Fume Hoods**
SafeAire® fume hoods
ensure proper ventilation
and improved safety.



**Work Surfaces
& Fixtures**

Choose from six different
surface materials, and a
wide selection of heavy-
duty service fixtures to
meet the specialized
needs of your lab.

**Five-Knuckle
Institutional Hinges**
Quality five-knuckle
hinges are available in a
variety of finishes.



Concealed Hinges

Sleek, Euro-styling is achieved
using self-closing concealed hinges,
which feature three-dimensional
adjustability.

Plywood Base

Plywood base isolates particle
board cabinet components from
floor moisture. Integral bases are
also available.

Full Sub-Top
Full sub-top on all cabinets
(except sink units) for
strength and rigidity.

**No one builds Plastic Laminate
lab furniture like Fisher Hamilton.**

Many brands of Plastic Laminate casework are similar in appearance. But the closer you look, the more you'll appreciate the superiority of Fisher Hamilton. Exposed surfaces plus all panel faces are laminated. This includes adjoining end panels and the backs of our removable base cabinet service access panels. And Fisher Hamilton offers the industry's most complete selection of base and wall cabinets, special-purpose cabinets, cases, tables, and all the accessories you need to create your ideal lab.



Wire Pulls

Wire pulls are available in a variety of materials, colors, and finishes.



Shelf Height Adjustability

Shelves are adjustable in 1.25" increments.



Door and Drawer Edge Banding

Styling is enhanced by our 3mm thick edge banding, available in white, gray, chameleon or black.

Recessed Pulls

Recessed PVC door and drawer pulls are available in white, gray, chameleon or black.

Fisher Hamilton quality

The finest materials and most advanced construction systems combine for a superior product.



Premium grade laminates

We use only the finest quality laminates on an M-3 particleboard substrate.



Lock shoulder joinery

For added durability and holding power.



Self-closing drawer suspension

Smooth, easy-open, self-closing, 75-pound dynamic roller drawer suspension provides flawless performance over years of routine use. For added accessibility and convenience, 100 and 150-pound full extension ball bearing type suspension are also available.

Select plastic laminate or wood face material and other exposed surface options.



Mobile Units

Mobility is an important element in maximizing the efficiency of every laboratory environment. Fisher Hamilton offers an extensive selection of fully mobile units to meet your storage and transport needs, including the MAX/LAB™ instrument cart system. All are designed to add flexibility, utility and convenience to your lab.

Mix and Match

Flexibility is the key to all Fisher Hamilton laboratory furniture systems. Our modular designs allow you to mix and match from any system to build the lab that satisfies your productivity, storage and safety needs. For example, Plastic Laminate cabinetry fits perfectly with MAX/LAB™— even the hardware matches. If you decide to build your lab up rather than out, combine Plastic Laminate cabinetry with our Bench-Top Upright system.



Regardless of the components you select, you can be sure they will work together perfectly and beautifully.

Plastic Laminate Colors

27 standard Wilsonart® colors. Additional Wilsonart, Chemsurf® and other manufacturer colors are available on an optional basis.




Wood Stains/Finishes

Choose from seven finish colors.



Wood Veneers



Grain Pattern

PVC Edge Banding**



Black, Gray, Chameleon, White

Cabinet Interior Colors



White Melamine

Drawer Construction




Lock Shoulder Joinery: White Polypropylene Clad (Shown), White Melamine Clad, 9-Ply Birch Plywood

*Not available in Hard Maple.
**Wood face has corresponding oak or maple edge banding.

NOTE: All colors are representative only. They approximate as closely as possible the true tones, within the limitations of color printing. Actual samples are recommended prior to making a final selection.

Now, you're ready to choose common options.

Pulls



Rectangular Brushed Aluminum

Wire Finger Pulls: Chameleon, Black, Gray, Brite Chrome & Goldtone Powdercoat, Satin Chrome & Polished Chrome-Plated

Polypropylene Flush Pulls: Black, Chameleon, Gray & White

Aluminum Flush Pull

Full-Width Aluminum Flush Pull

Full-Width Wood Flush (Available on Wood Door & Drawer Fronts Only)

Door Hinges



Five-Knuckle Hinges: Black Steel, Goldtone Steel, Gray Steel, Chameleon Steel, Stainless Steel, Brite Chrome (Powdercoat), Dull or Satin Chrome-Plated

Concealed Steel (Self-Closing)

Drawer Suspensions

75-lb., 3/4-Open Steel Powdercoat, Roller Type

100-lb., Full Extension Plated
Ball-Bearing Type

100-lb., Full Extension Epoxy White
Ball-Bearing Type

150-lb., Full Extension Plated, Ball-Bearing Type

Locks

National Master 5-Disc

National Grand Master 5-Pin

Label Holders

None

One Each Door, One Each Drawer Head: Black, Chrome or Goldtone

One per Pair of Doors, One Each Door Head: Black, Chrome or Goldtone

Catches

Roller

Magnetic

None (If concealed hinges are selected)

Glass


Clear Float Glass

Tempered Safety Glass

Laminated Safety Glass

Accessorize your system

There is no need to go anywhere else when designing your lab furniture system. Fisher Hamilton gives you all the tools you need to build the total lab environment. Here's just a sampling of the accessories you can choose from.



Surfaces Choose from six different surface materials in a variety of colors, edge configurations and durability ratings.



Sinks Fisher Hamilton offers drop-in and self-rimming styles in a variety of configurations and two basic materials. Epoxy resin is highly resistant to acids, solvents and salts. Stainless steel sinks feature polished, sound-deadened interiors.



Fixtures Choose from a variety of WaterSaver™ and BROEN® water faucets and service fixtures. WaterSaver fixtures are available in traditional chrome-plated or stylish ColorTech™ white powder coat finishes. BROEN fixtures feature a highly durable white powder enamel finish.



SafeAire® Fume Hoods The most technologically advanced and diverse line of fume hoods available today. From bench-type to walk-in styles, Fisher Hamilton's high-performance fume hoods meet a full range of safety and ventilation needs.

Solutions for the Technical Environment

When it comes to choosing furniture for your lab, look to Fisher Hamilton for all your laboratory needs. As the industry leader, Fisher Hamilton offers the most comprehensive selection of product lines, options and accessories in the world today. Nobody else even comes close.

And the markets we serve are as diverse as the products we manufacture. We work very closely with the educational, industrial and healthcare markets, and are actively engaged in the development of new technologies and products to better serve their ever-changing needs.

The many lab furniture lines we can draw upon to build the optimal system to suit your needs include:

Wood Casework

Steel Casework

Plastic Laminate Casework

MAX/LAB™ Flexible Furniture System

C-Frame Flexible Furniture System

Multiflex Flexible Furniture System

Safeaire® Fume Hoods

MAXWALL™ Technical Walls



Dealer Planning Expertise

The Fisher Hamilton dealer network is more than a group of passive order-takers. They are talented project management specialists who prefer to get involved in the earliest planning stages possible so they can offer helpful suggestions that can make your laboratory work easier and more efficiently than ever before.

Whether it's product renovation or entirely new construction, Fisher Hamilton dealers have the skills, the expertise and the product selection to get the job done efficiently and cost-effectively. Give your nearest Fisher Hamilton dealer a call today for assistance in the planning process.



Fisher Hamilton

Fisher Hamilton L.L.C.
1316 18th Street
Two Rivers, WI 54241
Tel: 920-793-1121
Fax: 920-793-3084
www.fisherhamilton.com

