

Flush Overlay Steel

*Laboratory Furniture
& Equipment*



Fisher Hamilton®

Acclaim...the pinnacle of style and performance

Steel is the material of choice when it comes to strength and chemical resistance. Now Acclaim brings you the unparalleled durability of Steel Laboratory Casework with the modern elegance of Flush Overlay styling. Thin uniform reveals accentuate the smooth door and drawer front surfaces to deliver the look of tomorrow...today.







Create the perfect combination with Accent™

Now it's possible to combine the rugged durability of Fisher Hamilton Steel cabinet construction with Wood or Plastic Laminate door and drawer fronts – all in contemporary Flush Overlay Styling. Take advantage of the rich warm tones of Wood, or the many color options of Plastic Laminate. No matter what door and drawer front material you choose, you will enjoy all of the benefits of durable Steel furniture construction.



UL1805 Classified Fume Hoods
SafeAire® fume hoods provide verifiable performance.



Wall Cabinet Options

Wall cabinet options include open fronts, and sliding or hinged doors in solid panel, framed and unframed glass styles.

Work Surfaces & Fixtures

Choose from five different surfaces, and a wide selection of heavy-duty service fixtures to meet the specialized needs of your lab.

Remote Leveler Access

Unique design permits leveler access through toe space area – no leveler access holes on cabinet floor pan.

Easy-to-Clean Drawers

Coved horizontal corners make drawers easier to keep clean.



Dependable Drawer Stop Design

Drawer stops contact welded drawer body rather than drawer head to provide longer, more trouble-free service.

Creative lab design is easy with Steel components

Fisher Hamilton Flush Overlay Steel laboratory casework is available in a vast array of cabinet configurations, in your choice of door and drawer front materials, all in Flush Overlay styling. Choose from Accent or Acclaim styling in an assortment of base, wall and upper cabinets, tall cases, specialty cabinets, and utility tables. Then, complete your lab with work surfaces, sinks, fume hoods, fixtures and accessories. With Fisher Hamilton, you can be assured that your lab furniture is built for optimum convenience and long term durability.



Choice of Pull Styles

Rectangular brushed aluminum pulls are standard. Optional pulls are available in full-width, recessed and wire styles in a variety of colors and materials.



Adjustable Shelf Height

Shelf height is adjustable in half-inch increments over the full height of the cabinet for the most flexibility in the industry.



Flush Overlay Styling

Cabinets feature contemporary flush overlay styling, regardless of the drawer/door material you choose.

Quality sets us apart



Wrap around cabinet body construction

The sides, back and outside cornerposts of each cabinet are made from one sheet of 18-gauge cold rolled steel, which provides maximum strength and eliminates the need for an applied finished back.



Double corner posts at all four corners

Double corner posts are used to further enhance the strength and durability of each Hamilton cabinet. They provide the load bearing capacity to handle the heaviest laboratory equipment.



Self-centering, self-closing, rise up drawer suspension

Drawers operate almost effortlessly, and return to the same location every time for uniformity of reveal spaces. A lock open feature allows you to work from an open drawer with both hands free. Rise up drawer suspension prevents interference of a fully loaded drawer with an open door below.




Electrostatically applied urethane powder paint

Fisher Hamilton's SEFA 8 tested urethane powder coating provides reliable chemical and abrasion resistance. It's available in your choice of 18 colors.

Customize your lab by selecting a door/drawer front material with related options.

Steel Options



Paint Colors

Choose from 18 standard colors.

Wood Options




Natural Honey Tan Wheat



Vertical Matched (Standard)



Plain-Sliced Red Oak



Toasted Almond Acorn Rich Cinnamon* Burnt Umber*

Grain Pattern



Rift-Cut Red Oak



Rotary Cut Hard Maple

Stains/Finishes

Choose from seven finish colors.

*Not available in Hard Maple.

Veneers

Plastic Options



Colors

27 standard Wilsonart® colors and all high pressure laminate colors are available on an optional basis.

Exposed Surfaces

High Pressure Laminate in a full selection of Chemsurf® and Wilsonart® colors




PVC Edge Banding

Black (Standard)
Gray, Chameleon,
White

NOTE: All colors are representative only. They approximate as closely as possible the true tones, within the limitations of color printing. Actual samples are recommended prior to making a final selection.

After you've selected door/drawer front material and specific options, you're ready to choose common options.

Pulls



Rectangular Brushed Aluminum (Standard)

Wire Finger Pulls; Chameleon, Black, Gray, Brite Chrome & Goldtone Powdercoat; Satin Chrome & Polished Chrome Plated

Polypropylene Flush Pulls; Black, Chameleon, Gray & White

Aluminum Flush Pull

Full-Width Aluminum Flush Pull

Full-Width Wood Flush (Available on Wood Door & Drawer Fronts Only)

Door Hinges



Stainless Steel with Zinc-Plated Screws (Standard)

Black with Zinc-Plated Screws

Aluminum Flush Pull

Stainless Steel with Stainless Steel Screws

Drawer Suspension

125-lb., Self-Closing, Self-Centering, Hold-Open (Standard)

150-lb., Full-Extension Accuride

Locks

National Master 5-Disc (Standard)

National Grand Master 5-Pin

Label Holders

None (Standard)

One Each Door, One Each Drawer Head; Black, Chrome or Goldtone

One per Pair of Doors, One Each Door Head; Black, Chrome or Goldtone

Removable Back Panel

Available on 100S and 200S Series Base Cabinets Only

At Cupboard Areas Only (Standard)

At Both Cupboard and Drawer Areas

Glass

Clear Float Glass (Standard)

Tempered Safety Glass

Laminated Safety Glass

Accessorize your system

There is no need to go anywhere else when designing your lab furniture system. Fisher Hamilton gives you all the tools you need to build the total lab environment. Here's just a sampling of the accessories you can choose from.



Work Surfaces Choose from five different work surface materials in a variety of colors, edge configurations and durability ratings.



Sinks Fisher Hamilton offers drop-in and self-rimming styles in a variety of configurations and materials. Epoxy resin is highly resistant to acids, solvents and salts. Stainless steel sinks feature polished, sound-deadened interiors.



Fixtures Choose from a variety of WaterSaver™ and BROEN® water faucets and service fixtures. WaterSaver fixtures are available in traditional chrome-plated or stylish ColorTech™ white powder coat finishes. BROEN fixtures feature a highly durable white powder enamel finish.



SafeAire® Fume Hoods The most technologically advanced and diverse line of fume hoods available today. From bench-type to walk-in styles, Fisher Hamilton's high-performance fume hoods meet a full range of safety and ventilation needs.

Solutions for the Technical Environment

When it comes to choosing furniture for your lab, look to Fisher Hamilton for all your laboratory needs. As the industry leader, Fisher Hamilton offers the most comprehensive selection of product lines, options and accessories in the world today. Nobody else even comes close.

And the markets we serve are as diverse as the products we manufacture. We work very closely with the educational, industrial and healthcare markets, and are actively engaged in the development of new technologies and products to better serve their ever-changing needs.

The many lab furniture lines we can draw upon to build the optimal system to suit your needs include:

Wood Casework

Steel Casework

Plastic Laminate Casework

MAX/LAB® Adaptable Furniture System

C-Frame Adaptable Furniture System

Multiflex Adaptable Furniture System

SafeAire® Fume Hoods

MaxWall™ Technical Wall System



Dealer Planning Expertise

The Fisher Hamilton dealer network is more than a group of passive order-takers. They are talented project management specialists who prefer to get involved in the earliest planning stages possible so they can offer helpful suggestions that can make your laboratory work easier and more efficiently than ever before.

Whether it's product renovation or entirely new construction, Fisher Hamilton dealers have the skills, the expertise and the product selection to get the job done efficiently and cost-effectively. Give your nearest Fisher Hamilton dealer a call today for assistance with the planning process.



Fisher Hamilton L.L.C.
1316 18th Street,
Two Rivers, WI 54241
Tel: 920-793-1121
Fax: 920-793-3084
www.fisherhamilton.com



www.sefa.cc

